



# paper!

Many of you are back at school now. And you know what going back to school means? Using lots and lots of paper to do your homework!

So where does paper come from? If you guessed trees, you're right! But how does wood from a tree become the smooth sheets of paper you color and write on?



**T**he first thing paper makers have to do is take the bark off the tree. The bark is the rough, dark part that you see on the outside of a tree. After the bark is off, the wood gets chipped. Chipping is when the tree gets cut up into tiny pieces.

Next the tree is pulped.

Pulping takes a lot of the oil and wetness out of the wood. It also turns the chips into fluffy piles that look like hay. The fluffy piles are shaped into sheets. Heat and pressure turn it into very thin paper. Then the paper is bleached to take all the color out of it.

That sounds like a lot of work, doesn't it? **BUT WAIT! THERE'S MORE!** After it's bleached, the paper goes through another machine to dry it. This makes the paper stronger. Then the paper goes through a supercalender. The supercalender puts a lot of heavy, hot rollers on the paper to make it flat and smooth. After all this, the paper is cut and put into boxes to go to stores to be sold.

Just think of all the books and all the Bibles you have at home, at church and at school and all the Sparks® handbooks – they have lots and lots and lots of paper! Every


sheet of that paper went through a very long process to be the colorful, fun, smooth sheet you have.

It's easy to make paper on machines compared to how they made paper in Bible times. During Bible times they wrote on scrolls made of papyrus. Can you say papyrus? Pa-PIE-rus. Good!

Papyrus is a thicker paper that isn't as smooth as the paper we have today. Which plant do you think was used to make papyrus? If you guessed papyrus, you are right! (It was sort of a trick question.)

continued on page 2

continued from page 1




When the Egyptians made papyrus, they took the stems of papyri and pounded and soaked them until they became soft and bendable. Then they put the strips next to each other and pounded them until they stuck together and got even flatter. When this was done, they let it dry.

For thousands of years people have been making paper. It's one of the most used things in the world! Think about it. Your hamburger at a fast food restaurant is wrapped in it, money is printed on it, you color on it, books are printed on it and you can carry things in bags made of it!

# Jokes and Giggles

WHAT STATE DO  
PENCILS COME FROM?

*Pencil-vania!*



## BE AN AMBASSADOR!

So you're back at school now. Whether you're in a public school, a Christian school or you're home-schooled, you have an important thing to do. Somewhere in your handbook this year is a section that asks you to invite a friend to Awana®. Do you know who you want to invite? Start praying about it.

You're never too young to tell others about Jesus Christ. Don't

just invite someone so you can get a section signed off. Some of your friends don't know Jesus Christ as their Savior. How wonderful it could be if you tell your friend about Jesus and invite him to Awana and he trusts Jesus Christ as his Savior!

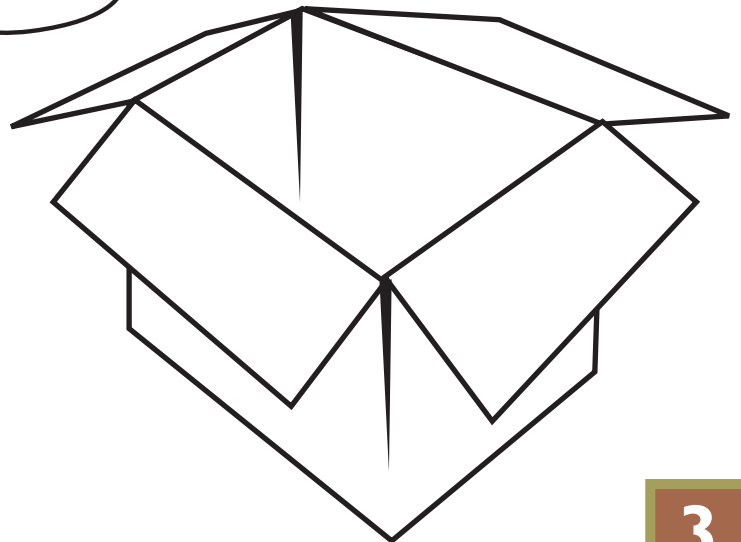





We are to be ambassadors for Jesus Christ. An ambassador is someone who is sent to be a good example to someone else. You are

an ambassador for Jesus! You can be an example of Jesus to your friends when you obey your teacher, tell the truth, treat others with kindness and invite your friends to Awana.

**Are you ready to be an ambassador for Jesus this year?**

## Find and color.

Color all the pictures of things that are made out of paper.





SEPT  
2010

## Club Announcements & Fun Stuff