

It's almost



Are you excited?

Think of three reasons you're excited about Christmas. I'm excited about Christmas because:

- 1 _____
- 2 _____
- 3 _____

Did you write down presents?

Getting presents is so much fun! There's nothing wrong with being excited about getting presents for Christmas. Most people are excited about getting presents. Other people in your family are excited about getting presents too! What will you get for the other people in your family? You probably don't have much money

if you're in kindergarten, first grade or second grade. But did you know that there are presents you can give your family that won't cost you any money?

Here's an idea! Make coupons for your family. That's right!

Coupons! A coupon is a piece of paper that allows the person receiving it to get a gift whenever he or she wants. For example, you can give your mom a coupon that says you will set the table. The next time she wants the table set, she will give the coupon to you and you will set the table. It's that simple. You could give your older sister coupons for hugs, for doing the dinner dishes when it's her turn or for letting her have the remote

control for the TV for a night. Your dad might like coupons for cleaning out the basement closet or helping him put salt on the sidewalk in the winter. You could also give coupons to your Awana® leader or Sunday school teacher.

Not only do these coupons help your family members, but serving them helps you! Serving others reminds us that we need to think of others before ourselves. Philippians 2:3 and 4 says that we should be humble and look out for others – not just ourselves.

So this Christmas, give the give of service to your family. Jesus served when He was on earth. Let's show others that we love Jesus as we serve them.

CRAFT TIME

Here's a fun craft your whole family can do together. Ask your parents to help you.


HANDPRINT WREATH

Here's what you need:

- Green construction paper
- Red construction paper
- Glue
- Pencil
- Scissors

Have someone trace your hand 10 times on green construction paper. Then cut out all 10 handprints (or have Mom or Dad help you).

Glue them in a circle with the palms at the center – check out the picture of the finished wreath to help you. Now draw and cut out a ribbon from the red construction paper and glue it to your wreath. There you go! A handprint Christmas wreath!



How do snowmen travel around?

By icicle.

Why do birds fly south for the winter?

Because it's too far to walk.


What sort of ball doesn't bounce?

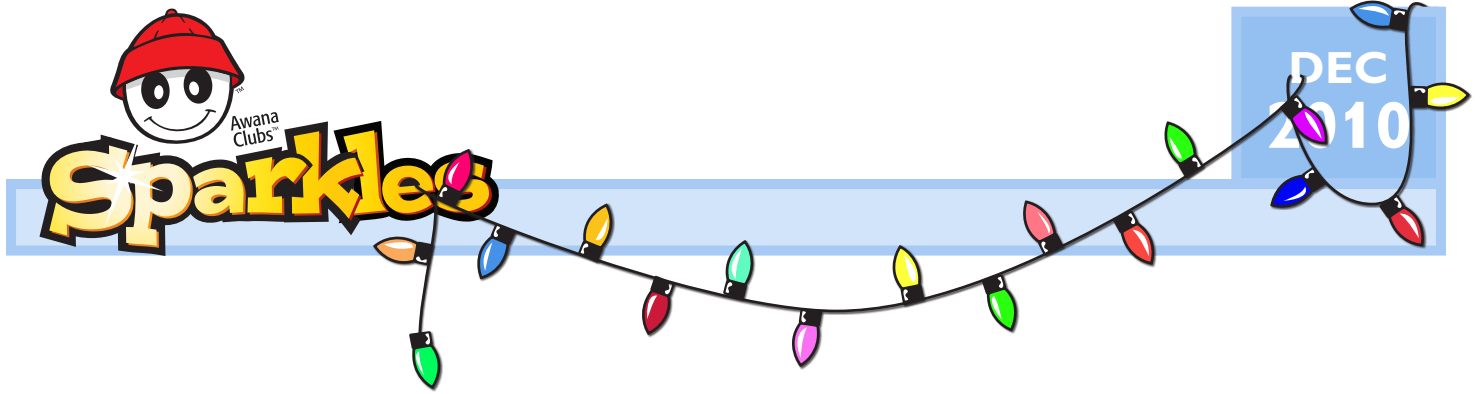
A snowball!

PUZZLE TIME

GO TO THE NEXT PAGE, then color the picture and words. Have your mom or dad help you glue the page onto a thicker piece of paper or cardboard. Cut out the puzzle pieces along the lines. There you go! Now you have a puzzle you can share with your friends and family!

**CHRISTMAS
IS A TIME
TO SERVE
OTHERS.**





Club Announcements & Fun Stuff



Sparky Bops the Greedy Bug

By Jack Eggar

Illustrations by Tod Carter and Joe Spadaford

Robbie the Rhinoceros Beetle was one of the most generous bugs in the entire forest. Everyone knew that Robbie was especially fond of sharing. But after meeting Gordon the Greedy Bug, Robbie decided to think only about himself. Everyone in Stump Village knew that something was wrong. To help his friend, Sparky the Firefly must duel the Greedy Bug on Bug Tussle Rock.

In the third book in the Sparks Storybook Series by Jack Eggar, Robbie learns the importance of generosity – and your children will too. *Sparky Bops the Greedy Bug* is available at the Awana Store at awana.org/store. Enter coupon code BOPTHEBUG and save 20 percent!